



THARR INFRA
Build Your Legacy

THE SQUARE

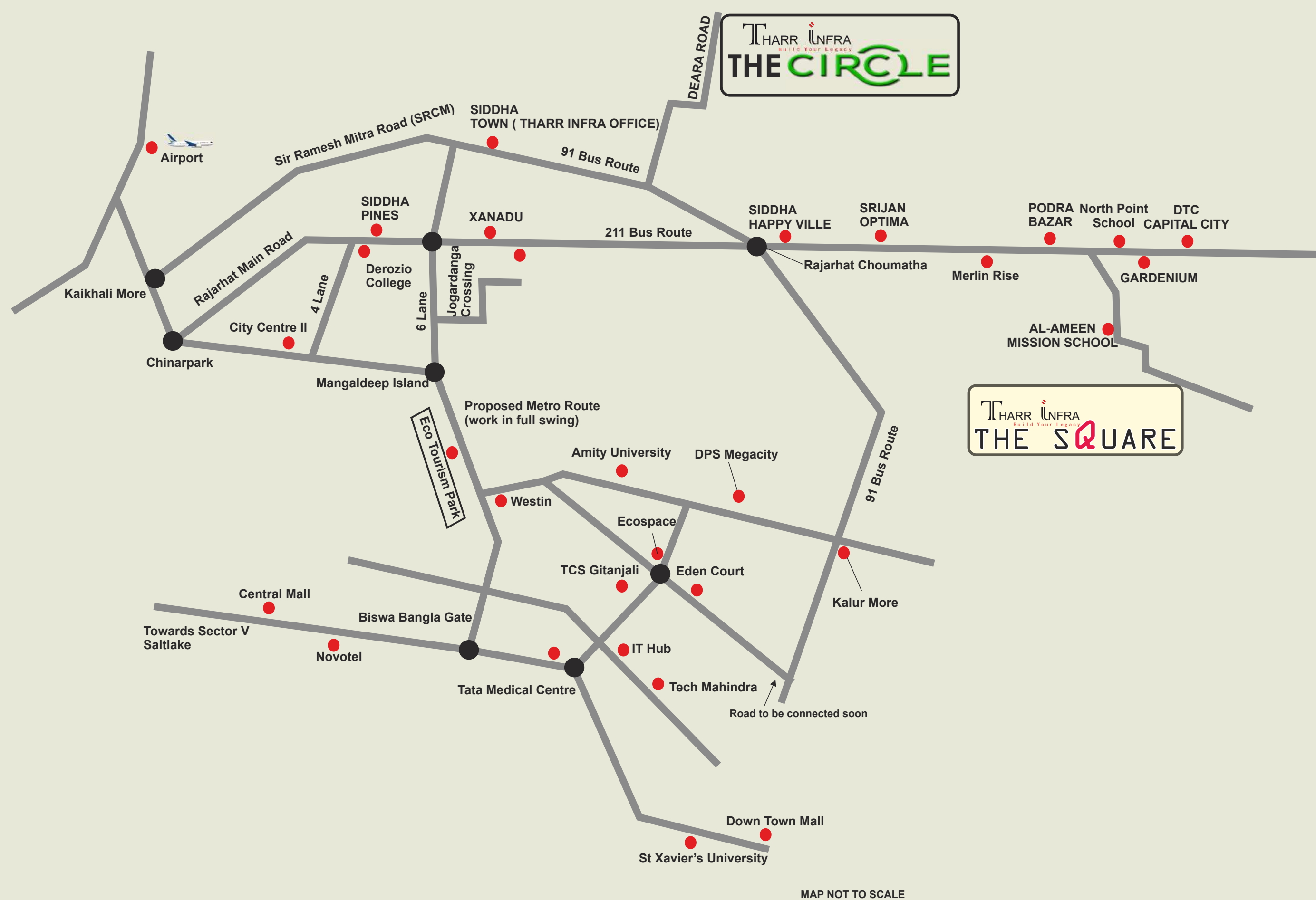
**“Owning a home
is a keystone of wealth...
both financial affluence
and emotional security.”**





THARR INFRA has set new trends and benchmarks of architectural excellence in the Contemporary global scenario. It has revolutionized the real estate arena. **THARR INFRA** is scaling new heights and touched the horizon of excellence. All this dedication and commitment has enabled in transforming dream to reality for unparalleled contribution to this area. No project is executed without the help of the finest architects, designers and contractors, and the end results always splendid. Delving deeper into intricacies of real estate, we understand the need of our clients and realizes that city life can often become a burden. Our homes are designed to interact with nature, incorporating climatology into reality is just one of the several techniques that the **THARR INFRA** has pioneered for indulgent living. Luxury is a priority and no compromises are made when it comes to the comfort of our valued customers. We are inspired by our clients to endeavors the dreams turning into reality. Our commitment to deliver quality with aesthetic design surges ahead with the enterprising vision of creating value through excellence. Our architecture shows true modern lifestyle. Because of our obsession with reality, the end results always a landmark planned with passion!





RENOWNED LOCALITY NEAR BY :

RAJARHAT APEX HOSPITAL PVT. LTD.	10 mins	RAJARHAT P.S.	12 mins
LOTUS HOSPITAL	13 mins	RAJARHAT BAZAR	12 mins
RAJARHAT CHOUMATHA	10 mins	RECKJONI	10 mins
DEROZIA MEMORIAL COLLEGE	16 mins	KAIKHALI METRO STATION	14 mins
DELHI PUBLIC SCHOOL MEGACITY	18 mins	CHINARPARK	16 mins
RAJARHAT CROSSING	19 mins	KALI PARK	20 mins
CITY CENTRE-2	19 mins	HAJJ BHAWAN	20 mins
UPCOMING CBD-2 METRO STATION	19 mins	ECO PARK	18 mins
ECOSPACE BUSINESS PARK	20 mins	DUM DUM AIRPORT	42 mins
TATA CONSULTANCY SERVICES	20 mins	BISWA BANGLA GATE	23 mins
NARAYANA SCHOOL	21 mins	SCIENCE CITY	42 mins
ECOPARK	23 mins	KOLKATA STATION	27 mins
TATA CANCER HOSPITAL	29 mins	ESPLANADE	43 mins
AIRPORT	30 mins	HOWRAH STATION	52 mins
TECHNO INDIA COLLEGE	30 mins		



THE SQUARE

Presenting a brand new way of life

THE SQUARE is a residential township that combines the best of residential comforts and living experience with modern amenities.

Set amidst a tranquil oasis of greenery that provides a quiet haven from the bustle of city life, the project comprises of several blocks having several residential units of **1440 Sqft.** and **2160 Sqft.**

THE SQUARE has been conceived as a place where the land are provided the best of infrastructure with Eco-friendly park. Each plot have 6 column with tie beam bar. We take pride in giving you the best in lifestyles and more importantly-largeness. The township itself has been designed in a manner that gives you the peace and tranquillity of your home, combined with all the energy and amenities of a bustling city. The project is designed such that over 30% of the total land area is comprised of fresh, open to sky spaces, yet, all of this merely a stone's throw away from your work space. All the put together, makes sure **THE SQUARE** is unique.

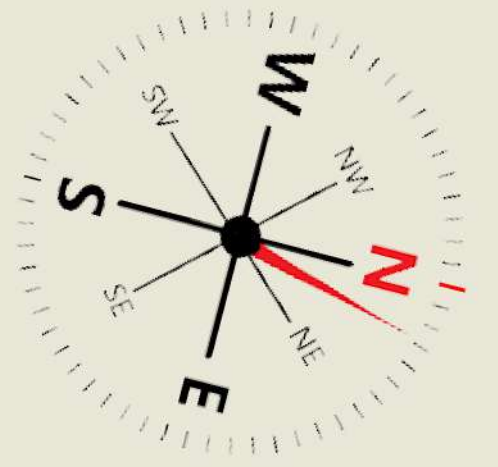




THARR INFRA
Build Your Legacy

THE SQUARE

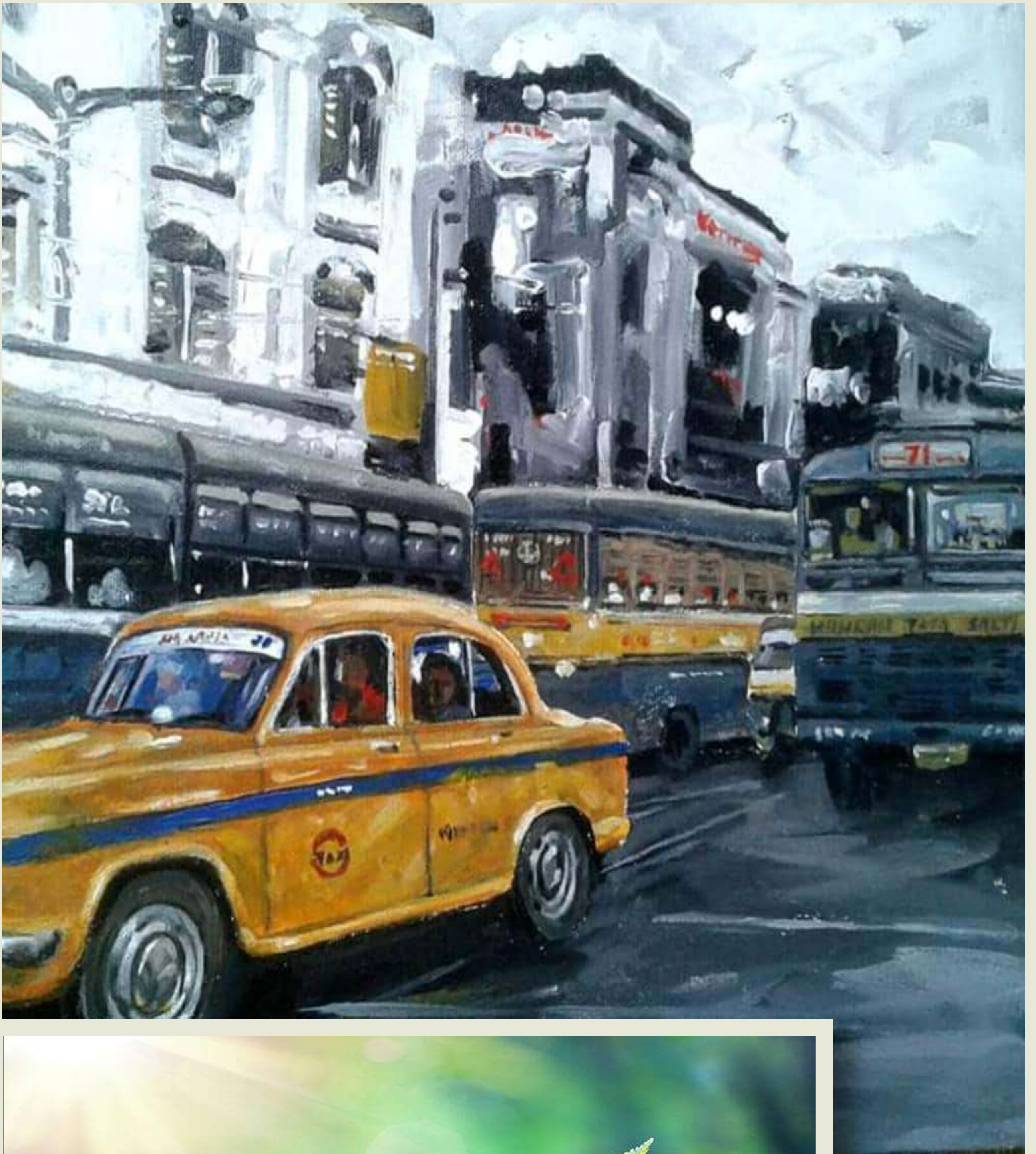




THARR INFRA
Build Your Legacy

THE SQUARE





AT THE CENTER OF YOUR WORLD

You do not just step into a new home, You Step into a world of reassurance. Where every detail is carefully crafted, Extra care has been taken to make everything look elegant and exotic.



BLOCK “A”					
PLOT	DIMENSION	AREA (Sft)	PLOT	DIMENSION	AREA (Sft)
A-01	36’X60’	2160 Sqft	A-12	36’X60’	2160 Sqft
A-02	36’X60’	2160 Sqft	A-13	36’X60’	2160 Sqft
A-03	36’X60’	2160 Sqft	A-14	36’X60’	2160 Sqft
A-04	36’X60’	2160 Sqft	A-15	36’X60’	2160 Sqft
A-05	36’X60’	2160 Sqft	A-16	36’X60’	2160 Sqft
A-06	36’X60’	2160 Sqft	A-17	36’X60’	2160 Sqft
A-07	36’X60’	2160 Sqft	A-18	36’X60’	2160 Sqft
A-08	36’X60’	2160 Sqft	A-19	36’X60’	2160 Sqft
A-09	36’X60’	2160 Sqft	A-20	36’X60’	2160 Sqft
A-10	36’X60’	2160 Sqft	A-21	36’X60’	2160 Sqft
A-11	36’X60’	2160 Sqft	A-11	36’X60’	2160 Sqft



BLOCK “B”					
PLOT	DIMENSION	AREA (Sft)	PLOT	DIMENSION	AREA (Sft)
B-01	30’X48’	1440 Sqft	B-51	30’X48’	1440 Sqft
B-02	30’X48’	1440 Sqft	B-52	30’X48’	1440 Sqft
B-03	30’X48’	1440 Sqft	B-53	30’X48’	1440 Sqft
B-04	30’X48’	1440 Sqft	B-54	30’X48’	1440 Sqft
B-05	30’X48’	1440 Sqft	B-55	30’X48’	1440 Sqft
B-06	30’X48’	1440 Sqft	B-56	30’X48’	1440 Sqft
B-07	30’X48’	1440 Sqft	B-57	30’X48’	1440 Sqft
B-08	30’X48’	1440 Sqft	B-58	30’X48’	1440 Sqft
B-09	30’X48’	1440 Sqft	B-59	30’X48’	1440 Sqft
B-10	30’X48’	1440 Sqft	B-60	30’X48’	1440 Sqft
B-11	30’X48’	1440 Sqft	B-61	30’X48’	1440 Sqft
B-12	30’X48’	1440 Sqft	B-62	30’X48’	1440 Sqft
B-13	30’X48’	1440 Sqft	B-63	30’X48’	1440 Sqft
B-14	30’X48’	1440 Sqft	B-64	30’X48’	1440 Sqft
B-15	30’X48’	1440 Sqft	B-65	30’X48’	1440 Sqft
B-16	30’X48’	1440 Sqft	B-66	30’X48’	1440 Sqft
B-17	30’X48’	1440 Sqft	B-67	30’X48’	1440 Sqft
B-18	30’X48’	1440 Sqft	B-68	30’X48’	1440 Sqft
B-19	30’X48’	1440 Sqft	B-69	30’X48’	1440 Sqft
B-20	30’X48’	1440 Sqft	B-70	30’X48’	1440 Sqft
B-21	30’X48’	1440 Sqft	B-71	30’X48’	1440 Sqft
B-22	30’X48’	1440 Sqft	B-72	30’X48’	1440 Sqft
B-23	30’X48’	1440 Sqft	B-73	30’X48’	1440 Sqft
B-24	30’X48’	1440 Sqft	B-74	30’X48’	1440 Sqft
B-25	30’X48’	1440 Sqft	B-75	30’X48’	1440 Sqft
B-26	30’X48’	1440 Sqft	B-76	30’X48’	1440 Sqft
B-27	30’X48’	1440 Sqft	B-77	30’X48’	1440 Sqft
B-28	30’X48’	1440 Sqft	B-78	30’X48’	1440 Sqft
B-29	30’X48’	1440 Sqft	B-79	30’X48’	1440 Sqft
B-30	30’X48’	1440 Sqft	B-80	30’X48’	1440 Sqft
B-31	30’X48’	1440 Sqft	B-81	30’X48’	1440 Sqft
B-32	30’X48’	1440 Sqft	B-82	30’X48’	1440 Sqft
B-33	30’X48’	1440 Sqft	B-83	30’X48’	1440 Sqft
B-34	30’X48’	1440 Sqft	B-84	30’X48’	1440 Sqft
B-35	30’X48’	1440 Sqft	B-85	30’X48’	1440 Sqft
B-36	30’X48’	1440 Sqft	B-86	30’X48’	1440 Sqft
B-37	30’X48’	1440 Sqft	B-87	30’X48’	1440 Sqft
B-38	30’X48’	1440 Sqft	B-88	30’X48’	1440 Sqft
B-39	30’X48’	1440 Sqft	B-89	30’X48’	1440 Sqft
B-40	30’X48’	1440 Sqft	B-90	30’X48’	1440 Sqft
B-41	30’X48’	1440 Sqft	B-91	30’X48’	1440 Sqft
B-42	30’X48’	1440 Sqft	B-92	30’X48’	1440 Sqft
B-43	30’X48’	1440 Sqft	B-93	30’X48’	1440 Sqft
B-44	30’X48’	1440 Sqft	B-94	30’X48’	1440 Sqft
B-45	30’X48’	1440 Sqft	B-95	30’X48’	1440 Sqft
B-46	30’X48’	1440 Sqft	B-96	30’X48’	1440 Sqft
B-47	30’X48’	1440 Sqft	B-97	30’X48’	1440 Sqft
B-48	30’X48’	1440 Sqft	B-98	30’X48’	1440 Sqft
B-49	30’X48’	1440 Sqft	B-99	30’X48’	1440 Sqft
B-50	30’X48’	1440 Sqft	B-100	30’X48’	1440 Sqft



BLOCK “B”

PLOT	DIMENSION	AREA (Sft)	PLOT	DIMENSION	AREA (Sft)
B-101	30'X48'	1440 Sqft	B-121	30'X48'	1440 Sqft
B-102	30'X48'	1440 Sqft	B-122	30'X48'	1440 Sqft
B-103	30'X48'	1440 Sqft	B-123	30'X48'	1440 Sqft
B-104	30'X48'	1440 Sqft	B-124	30'X48'	1440 Sqft
B-105	30'X48'	1440 Sqft	B-125	30'X48'	1440 Sqft
B-106	30'X48'	1440 Sqft	B-126	30'X48'	1440 Sqft
B-107	30'X48'	1440 Sqft	B-127	30'X48'	1440 Sqft
B-108	30'X48'	1440 Sqft	B-128	30'X48'	1440 Sqft
B-109	30'X48'	1440 Sqft	B-129	30'X48'	1440 Sqft
B-110	30'X48'	1440 Sqft	B-130	30'X48'	1440 Sqft
B-111	30'X48'	1440 Sqft	B-131	30'X48'	1440 Sqft
B-112	30'X48'	1440 Sqft	B-132	30'X48'	1440 Sqft
B-113	30'X48'	1440 Sqft	B-133	30'X48'	1440 Sqft
B-114	30'X48'	1440 Sqft	B-134	30'X48'	1440 Sqft
B-115	30'X48'	1440 Sqft	B-135	30'X48'	1440 Sqft
B-116	30'X48'	1440 Sqft	B-136	30'X48'	1440 Sqft
B-117	30'X48'	1440 Sqft	B-137	30'X48'	1440 Sqft
B-118	30'X48'	1440 Sqft	B-138	30'X48'	1440 Sqft
B-119	30'X48'	1440 Sqft	B-139	30'X48'	1440 Sqft
B-120	30'X48'	1440 Sqft			



AMENITIES

Security

Round the clock security.

Entry And Exit Gate with Guard Room

Separate gate for entry and exit in the society with guard room.

Eco-Friendly Park

We provide Eco-Friendly park in the society for healthy environment.

Walking Track

Special walking track for jogging.

20 Branch Road

We provide 20 feet all the branch road.

Boundary Wall

We provide outer boundary wall in society.

Water Supply for Gardening

24 hours water supply for gardening through bore wells.

Street Lights

We provide street lights on all the roads in the society.

Water Supply

Water supply provide by governments.

Electricity

House hold electricity provide by governments.





THARR INFRA
Build Your Legacy
THE SQUARE

Rajarhat Kolkata
Rajarhat 6-Lane, Near Gardenium
Bungalow & Duplex, Rajarhat,
West Bengal - 700 136



THARR INFRA
Build Your Legacy
THE CIRCLE

Rajarhat Kolkata
Deara Road, Near St. Marry School
Rajarhat, North 24 Pargana,
West Bengal - 700 136



THARR INFRA
Build Your Legacy
THE CUBE

Bihta Patna [BIHAR]
Bihta-Bikram Road, opposite
RPS College, Datiyana, Bikram
Patna

THARR INFRA
Build Your Legacy

*Welcome to your new place.
May it be everything
you've dreamed of.*





Ground Floor, No. 14, Siddha Town
"Siddha Arcade", SRCM Road
East Beraberri, Narayanpur
Rajarhat, Kolkata - 700 136

Website: www.tharrinfra.co.in

Email: info@tharrinfra.co.in

Site Location

Rajarhat 6 Lane, Near Al-Ameen
Mission School, North 24 Pargana
West Bangal - 700 136

Contacts:

Office : +91 81004 35484

Admin Head:

Md. Altamash Ahmad +91 97985 20033

Overseas Contacts:

Founder & Marketing Head:

Mohammad Tanvir Ali : +966 533281912

All features specifications, amenities, layout images and other aspects of the plots /society mentioned in this e-booklet are only representational and informative. The same may be subject to change/revision/alteration in terms of approvals, orders, directions and/or regulations of the concerned/relevant authorities, and/or compliance with laws/regulations in force from time to time. This e-booklet is not a legal offer or document.
